
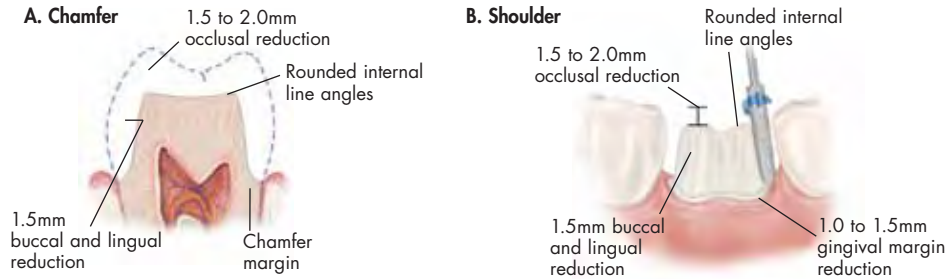


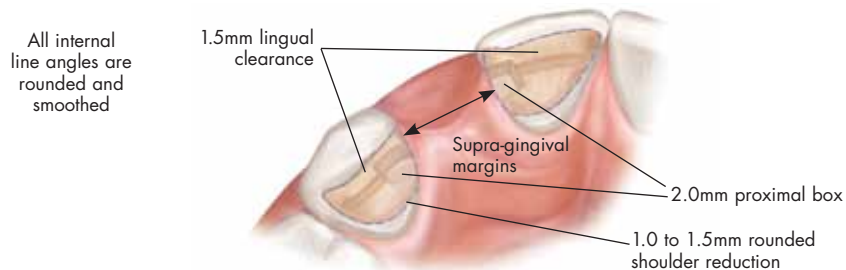
## ANTERIOR FULL-COVERAGE CROWN



## POSTERIOR FULL-COVERAGE CROWN



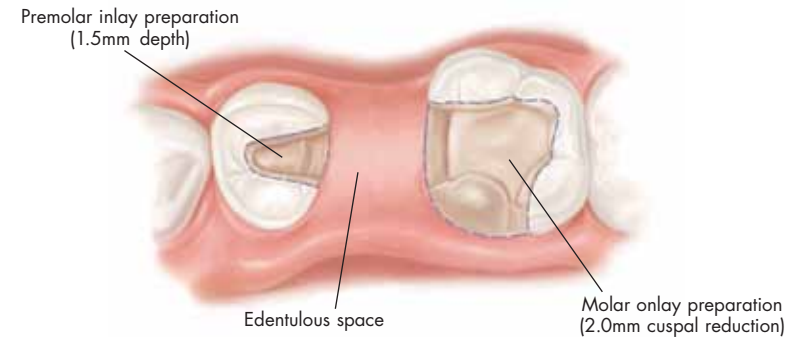
## ANTERIOR BRIDGE



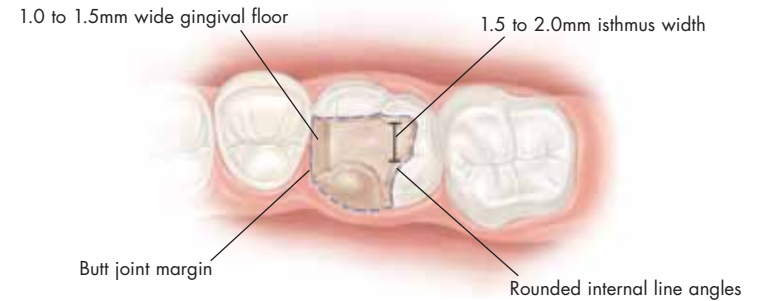
## INLAY (PREMOLARS)



## INLAY/ONLY BRIDGE



## ONLAY (MOLARS)



## VENEERS

### Uniform Facial Preparation

A medium-grit round-ended diamond is used to join the depth cut grooves to establish a uniform preparation and porcelain thickness of at least 1.0mm.



### Lingual Reduction to Increase Length

The diamond is angled to eliminate undercuts and establish a butt joint on the lingual aspect of the preparation. The incisal edge should be rounded to eliminate sharp line angles.



### Chamfer Margins

Correct preparation of the chamfer margins interproximally allow the appropriate bulk of porcelain.



### A "Slice-Preparation"

This technique enables the ceramist to close the space and avoid unnatural lingual contours.

